



BeneHold™ Absorbent Wound Dressing Portfolio

*Inspired Advances.
Intelligent Results.*

Support moist
wound healing.

Personalize
treatment.

Enhance the
patient experience.

The Vancive™ BeneHold™ Absorbent Wound Dressing portfolio¹ of sterile wound dressings is indicated for management of lightly to moderately exuding chronic and acute wounds. The dressings support moist wound healing and feature a self-adherent wound contact layer with a low-friction polyurethane top film.

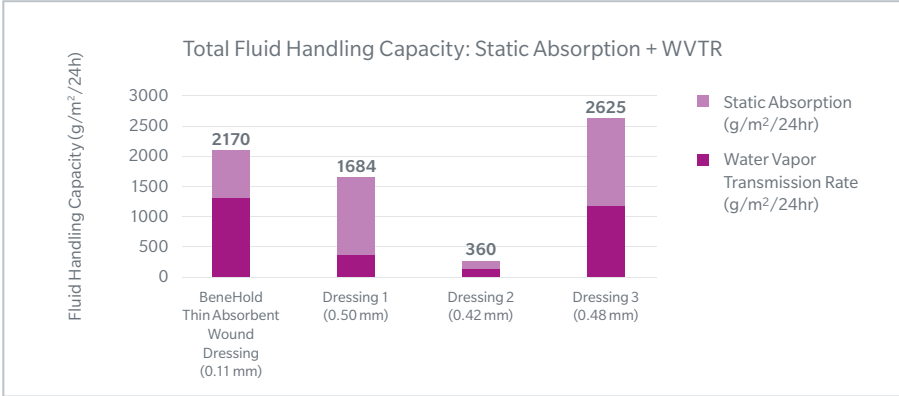
The wound contact layer absorbs wound exudates and turns into a soft gel that protects against wound dehydration and facilitates granulation, epithelization and autolysis. The top film is water resistant and acts as a barrier to external contaminants and bacteria. There are four types of wound dressings in the portfolio, each offered in multiple sizes:

- **Thin Absorbent Wound Dressing***
- **Standard Hydrocolloid Dressing**
- **Bordered Hydrocolloid Dressing with Odor Control**
- **Bordered Sacral Hydrocolloid Dressing with Odor Control**

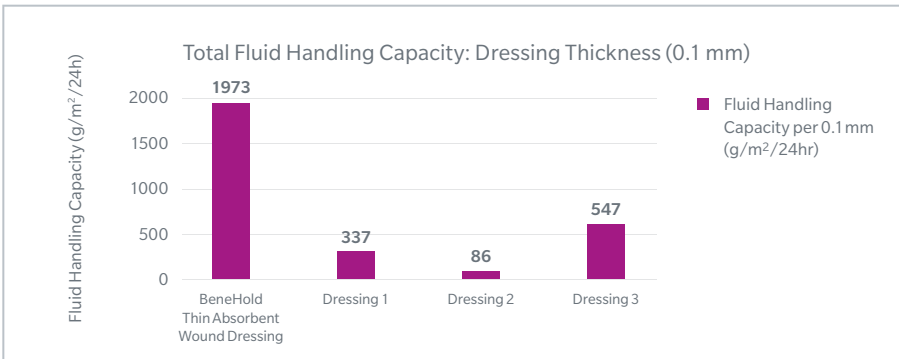
*Features Vancive Thin Absorbent Skin Adhesive technology

Product Performance: Thin Absorbent Wound Dressing

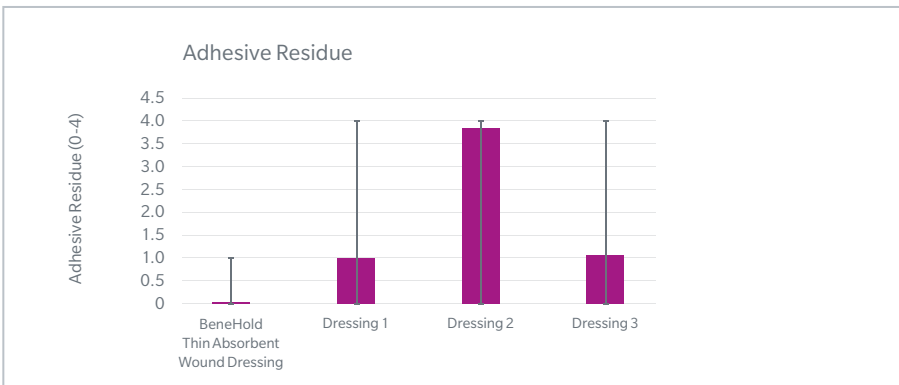
The Thin Absorbent Wound Dressing was tested against commercial dressings that manage lightly exuding wounds.



The Thin Absorbent Wound Dressing absorbs and quickly transports light wound exudate away from the wound, allowing it to evaporate through the top film. The dressing's fluid management capabilities are equivalent to or better than comparable commercial dressings at one-fifth of the thickness, on average.



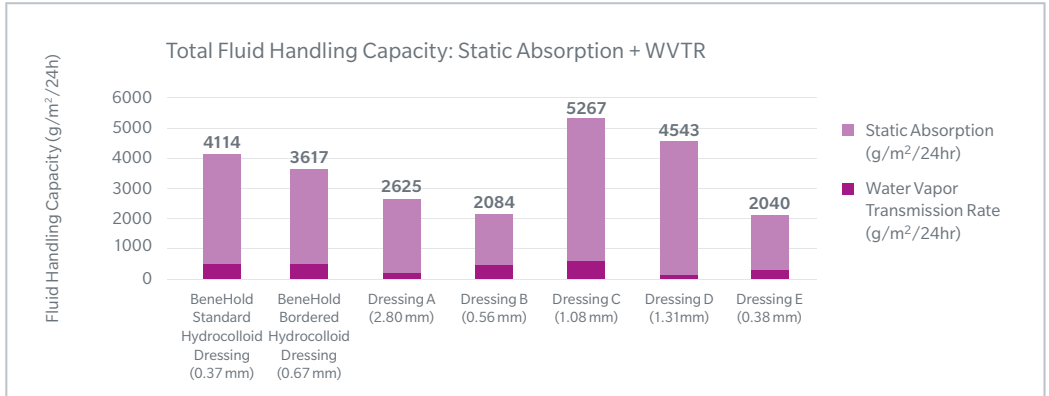
When evaluated based on thickness (0.1 mm), the Thin Absorbent Wound Dressing demonstrated fluid handling capacity superior to commercial dressings, and is thin and conformable for enhanced patient comfort.



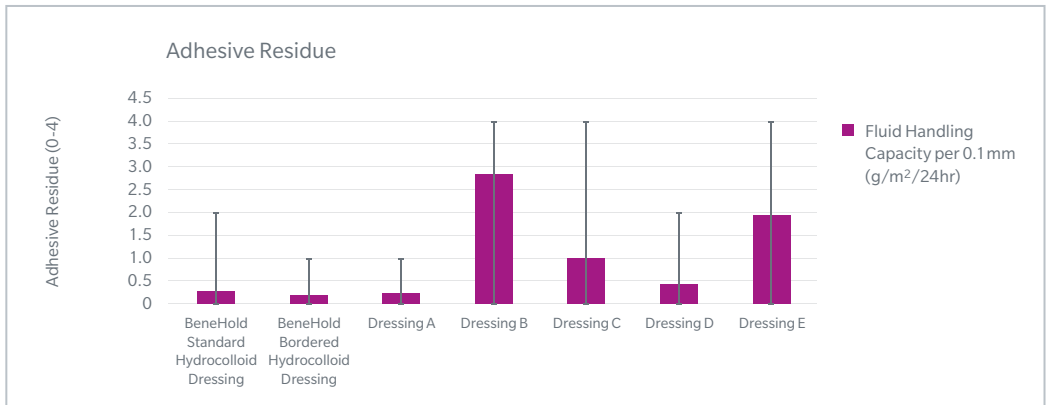
In a four-day wear trial (25 mm x 75 mm strips) of 14 participants, the Thin Absorbent Wound Dressing demonstrated high integrity with average adhesive residue levels of .09 out of 4, meaning minimal to no adhesive residue was detected after removal. The consistent performance of the dressing is also demonstrated by the limited spread between the lowest and highest value measured. Adhesive residue is graded on a scale of 0-4 (0 = no residue; 4 = more than 0.5 cm² of adhesive residue on the skin).

Product Performance: Standard & Bordered Hydrocolloid Dressings

The Standard Hydrocolloid Dressing and Bordered Hydrocolloid Dressing with Odor Control were tested against commercial dressings that manage lightly to moderately exuding wounds.



The BeneHold dressings demonstrate a high fluid handling capacity, yet are thinner and more conformable than comparable commercial dressings.

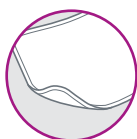


In a three-day wear trial (25 mm x 75 mm strips) of 15 participants, the Standard and Bordered dressings demonstrated high integrity with average adhesive residue levels of .38 and .17 out of 4, respectively, meaning minimal to no adhesive residue was detected upon removal. The consistent performance of the dressings is also demonstrated by the limited spread between the lowest and highest value measured. Adhesive residue is graded on a scale of 0-4 (0 = no residue; 4 = more than 0.5 cm² of adhesive residue on the skin).



High Fluid Handling Capacity

The dressings help maintain a moist wound environment² through a high water vapor transmission rate (WVTR) and static absorption. This enables a wear time of up to seven days and minimizes skin maceration. The portfolio offers dressings of various thicknesses and formulations to accommodate different wound types and exudate levels.



Skin Friendly

The dressings meet ISO 10993 biocompatibility requirements for use as a medical device and are formulated to be gentle to periwound skin. Fluid absorption by the dressings can also help reduce pain upon removal.



Highly Integrated

The highly integrated wound contact layer remains intact in the presence of wound exudates, minimizing wound bed disturbance. This also makes handling easier after dressing removal.



Conformable

The dressings are thin and flexible to conform easily to body contours. Low-profile rounded corners help prevent edge lift, which can compromise the barrier to bacteria and other external contaminants. The Bordered Sacral Hydrocolloid Dressing is designed for application on the highly-contoured sacral area.



Transparent

The Thin Absorbent Wound Dressing is transparent for increased site visualization, which can minimize wound bed disturbance caused by dressing removal for wound observation.



Odor Control

The Bordered Hydrocolloid Dressing and Bordered Sacral Hydrocolloid Dressing are formulated with organic, non-cytotoxic cyclodextrins that capture odor molecules to help increase patient confidence.



Web	vancive.averydennison.com/BeneHold
USA	+1 440 358 2600
International	+32 14 40 48 11

VANCIVE MEDICAL TECHNOLOGIES

An Avery Dennison business

©2012 Avery Dennison Corporation. All rights reserved. Avery Dennison, Vancive Medical Technologies, Vancive, Design "V" Logo, BeneHold and all other Avery Dennison brands, product names and codes are trademarks of Avery Dennison Corporation. Printed in the USA.

ADM500028_D1

¹ Regulatory clearance pending. Anticipated commercial availability is Q3 2012.

² Winter GD. Formation of the scab and the rate of epithelialisation of superficial wounds in the skin of the young domestic pig. Nature 1962; 193: 293-4.